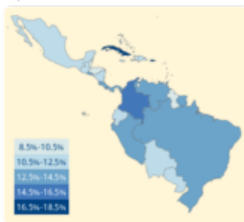
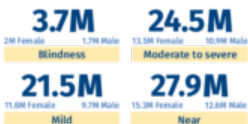


### Prevalence of vision loss


Population: 585 million



### Categories of vision loss



### Top five causes of blindness and moderate to severe vision loss

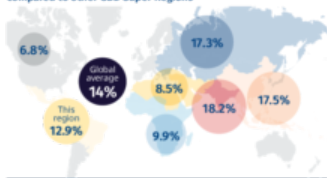


### Vision loss by age



55% of people with vision loss are women and girls

### Prevalence of vision loss compared to other GBD Super Regions



### The number of people with vision loss is growing

**36.5 million**    **77.5 million**    **140 million**



### Eye care service indicators

Countries: 33  
Cataract surgeries  
1,206,853 annually

**National eye health**  
No. countries reporting:  
Coordinators: 22  
Committees: 18  
Plans: 9

**Data**  
No. countries reporting:  
Prevalence surveys: 18  
Service assessments: 4

### Human resources

27,754 ophthalmologists  
20,142 optometrists  
8,259 allied ophthalmic personnel



For further information and definitions visit <https://www.iapb.org/0nsm/vision-atlas>

Data from VLEG/GBD 2020 model, via the IAPB Vision Atlas